


SPECIFICATION SHEET

DME ANTENNA, OMNI-DIRECTIONAL MODEL dBs 510A-HS

dBs PART NUMBER 510300-103
APPROVED FOR USE BY FAA UNDER FAR PART 171



The dBs 510A-HS is an 8 element, high performance, full service, all band, omni-directional, Distance Measuring Equipment (DME) antenna.

This omni-directional antenna has 8 active elements and other components, which produce high main lobe and horizon gain with wide beam width. The antenna handles input power to 5,000 watts at standard DME pulse duty cycle and operates over its entire frequency range with an input VSWR at 50 Ω of less than 2:1.

This antenna provides vertically polarized, omni-directional coverage with the main beam of radiation tilted upward to minimize the effects of ground reflections. The array has two integral monitor probes which constantly sample the RF signal delivered to the antenna.

The dBs 510A-HS antenna is designed for high wind environments. The mounting base and radome have been ruggedized to withstand, without damage, wind gusts up to 180 mph.

The array is enclosed and effectively weatherproofed within a lightweight, small diameter, filament wound, and ground smooth fiberglass radome for prolonged trouble-free use under severe environmental conditions. Mounting is made by means of an integral base flange with 6 each mounting bolt holes. All RF input/output ports are type N receptacles. Obstruction light power is fed through the array and provision is made for mounting an obstruction light and/or lightning arrester at the top of the array. Lightning rod kit, obstruction light, pipe adapter (with or without cover), and plate adapter are available option items.

The model dBs 510A-HS DME antenna has been designed for ruggedness, lightweight, minimum size, long life, and in accordance with FAA-E-2754 and FAA-G-2100. It also exceeds the requirements of the UK CAA specification.

dBs 510A-HS with Marine Option: The dBs 510A Marine Version is an optional upgrade from the base model. The RF transmission assembly is completely sealed and weatherproofed to protect in harsh environments such as salt water, extreme humidity, wind, sand, snow, and ice. Contact our factory for more details.

DME ANTENNA, OMNI-DIRECTIONAL

Model dBs 510A-HS
dBs PART NUMBER 510300-103

SPECIFICATIONS/CHARACTERISTICS

TYPE: Omni-directional

CIRCULARITY: ± 1 dB max on horizon

FREQUENCY RANGE: 960 through 1215 MHz (no adjustments or tuning required)

ARRAY: 8 active radiator assemblies (77.8" tall)

POLARIZATION: Vertically Polarized

GAIN, MAIN BEAM: 8 dB/iso, minimum

GAIN, HORIZON: 6 dB/iso, minimum

MAIN BEAM ELEVATION LOCATION: Between 2° and 5° above horizon

SLOPE (VICINITY OF HORIZON): 0.44 dB/° (0.5v/v°) minimum

POWER HANDLING CAPABILITY: Up to at least 10 kW peak RF power at 3% duty cycle

IMPEDANCE: 50 Ω nominal

VSWR: Not greater than 2:1 (960-1215 MHz) measured at end of low loss cable not exceeding 5 feet in length

VERTICAL FIELD PATTERN: The radiation pattern of the antenna in the vertical plane has a lobe of energy not less than 10 degrees wide at the half-power points. The power gain at angles between 6 and 50 degrees below the horizon is lower than the power gain at the peak of the major lobe above the horizon by at least 8 dB. The power gain at angles between 6 and 15 degrees above the horizon shall be greater than a level which is 20 dB below the power gain at the peak of the major lobe above the horizon. The power gain at angles between 15 and 45 degrees above the horizon shall be greater than a level which is 30 dB below the power gain at the peak of the major lobe above the horizon.

SIZE: 77.8" long, 8 radiator assemblies (driven elements) plus an RF choke assembly at each end, 3 1/4" O.D. radome. Has top cap and base flange.

WEIGHT: 21 lbs. (excluding obstruction light, lightning rod assembly, and mounting fixtures)

PHYSICAL DESIGN: A metal tube, 1.5" O.D. x 1.43" I.D. (0.040" wall thickness) runs through center of antenna for full length. RF transmission lines are located within this tube. Tube also used as lightning down conductor.

WEATHER PROOFING: Entire antenna, including all cable connectors, is weatherproofed such that removal/replacement of radome is possible without sealing compounds.

ENVIRONMENTAL: FAA-G-2100 environment III

ANTENNA MOUNTING: The configuration of the antenna base is such that the antenna can be mounted directly or indirectly through use of optional adapter(s).

WIND LOADING: Withstands without damage 180 mph gusts

TEMPERATURE: -50° C to +70° C

HUMIDITY: Up to 100%

MONITOR PORTS: Two coupling ports for monitoring the signal radiated by the antenna. Located within the radome. 50 Ω nominal impedance. Optional probe output level is 23 dB \pm 5 dB for J2 and 30 dB \pm 5 dB for J3 below power level applied to main RF input connector.

CONNECTORS RF: Type N Jack, 3 each

OPTIONAL ITEMS:

- **OBSTRUCTION LIGHT:** Optional, red dual lamp obstruction light fixture with two red globe covers. Connector is MS-3112E8-3P (P/N 510600-101: 9" H x 12" W x 5.5" D @ 6 lbs.)
- **LIGHTNING ROD ASSEMBLY:** Optional, air terminal and bracket, powder coat painted white, aluminum (P/N 510625-100: Rod 18" L x 0.5" Dia @ 6 oz. Bracket 4.5" L x 2.5" W x 0.75" H @ 1 lb.)
- **PIPE ADAPTER:** Optional, solid cast aluminum (A356-T6) Powder coat painted white. Adapts 4" O.D. pipe to antenna base (P/N 510500-100: 12" H x 8" Dia @ 8.3 lbs.)
- **COVER FOR PIPE ADAPTER:** Optional, Stainless Steel, protects connector area from environment (P/N 510490-100: 25.5" L x 5" H @ 1.5 lbs.)
- **PLATE ADAPTER:** Optional, interfaces with pipe adapter for mounting antenna to building side, steel weldment, powder coat painted white (P/N 510460-100: 12" x 12" with 18" L, 4" O.D. pipe @ 37.5 lbs.)



dB Systems Inc.

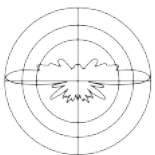
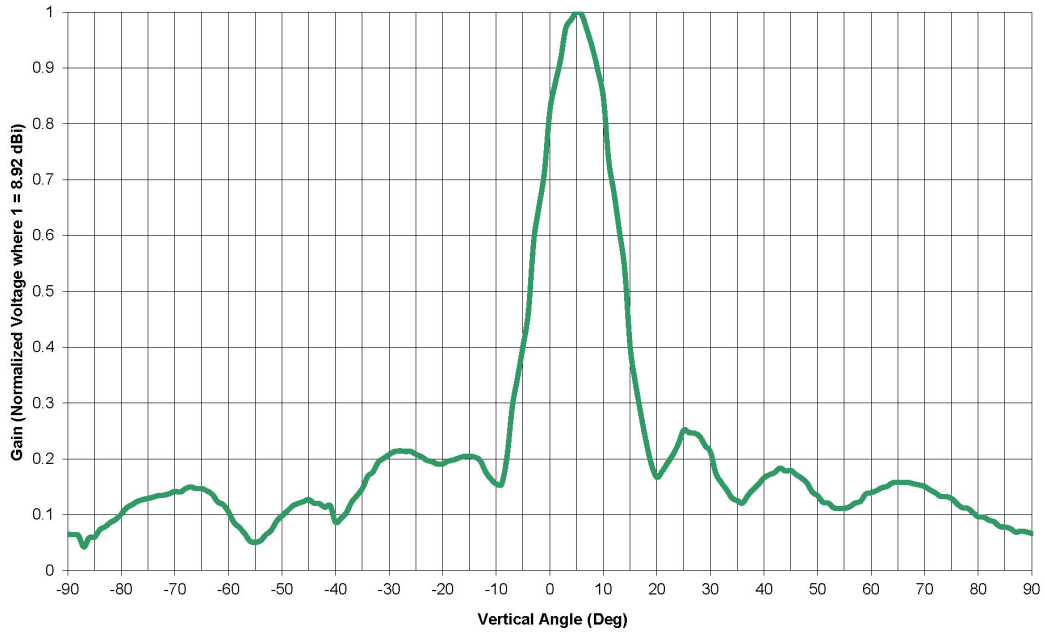
2501 S. Antenna Avenue
Hurricane, Utah 84737 USA

Email: sales@dbsant.com | Phone: (435) 635-3352 | www.dbsant.com

© March 2018. All information subject to minor changes without notice.

dBs 510A-HS Vertical Pattern

dBs 510A-HS Vertical Pattern, 1088 MHz



dB Systems Inc.

2501 S. Antenna Avenue
Hurricane, Utah 84737 USA

Email: sales@dbsant.com | Phone: (435) 635-3352 | www.dbsant.com

© March 2018. All information subject to minor changes without notice.